




Firmware update

CyBroBinLoader software

- Download latest CyBroBinLoader.exe from www.cybrotech.com
- Run CybroBinLoader.exe
- In case Windows OS is blocking execution, click on more info and run anyway



	CyBroBinLoader-v3.0.3.exe Update Cybro kernel and plc program. Also able to set alias, model, baudrate, IP address, Modbus id, and dump controller memory. Works in local network, internet connection is not supported.	766.50 KB 2021-07-17	 
-----------------------------------------------------------------------------------	------------------------------------------------------------------------------------------------------------------------------------------------------------------------------------------------------------------------------------	----------------------	----------------------------------------------------------------------------------------------------------------------------------------------------------------------------

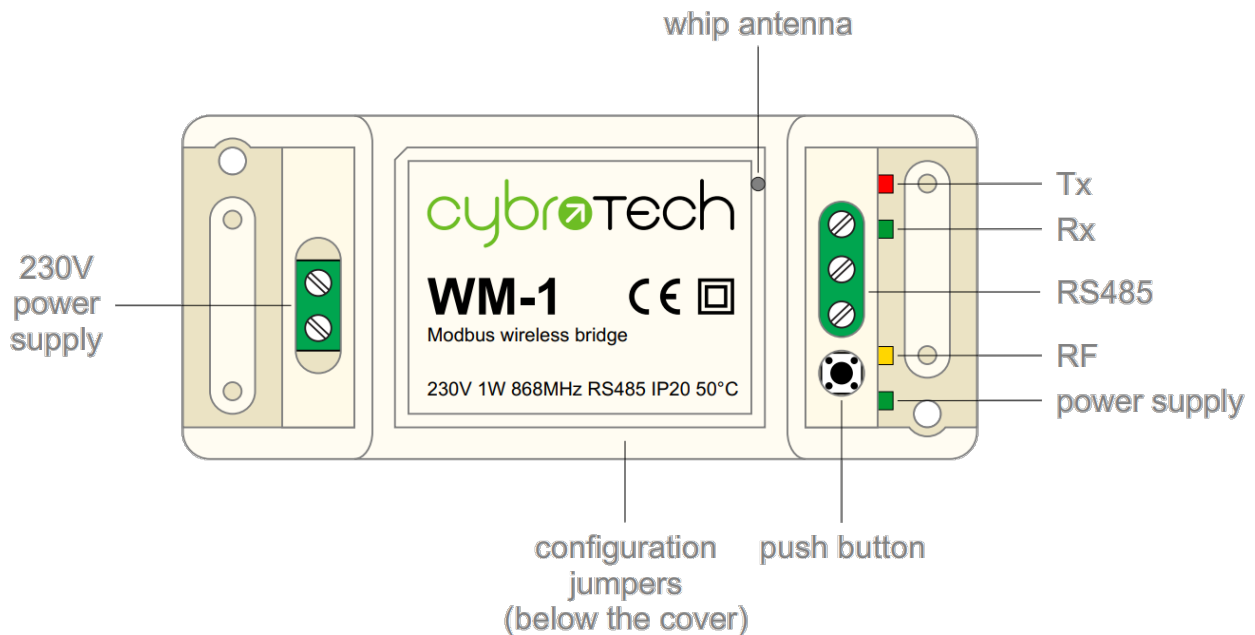
Firmware upload

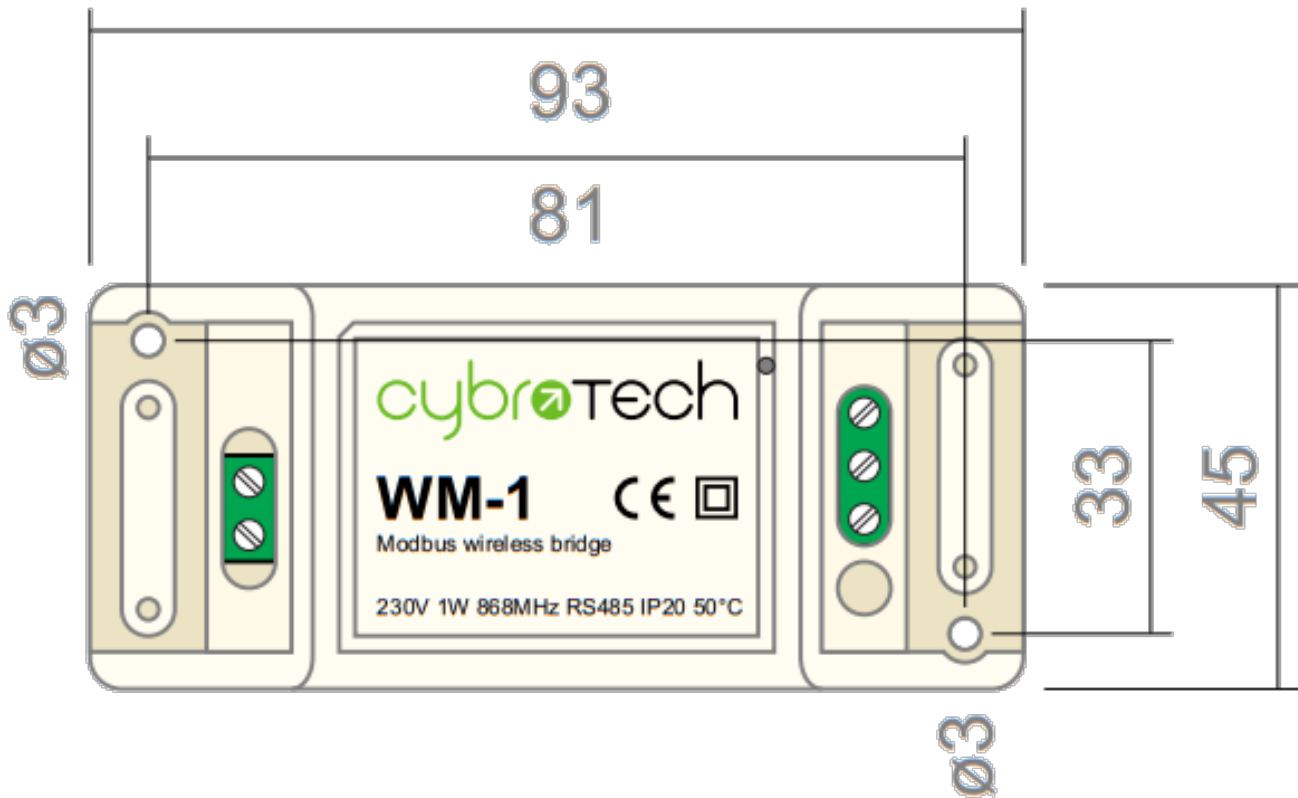
- Download latest HEMS firmware from: en:hems_v1_2_0:download

</WRAP>

Installation and mounting

-  Carefully open WM-1 module and configure serial communication with jumpers. (Default configuration is 9600bps, 8N1 with normal timeout)
-  Place WM-1 module at least 10cm from other objects. Installation is not recommended inside metal cabinets.
- Connect RS485 terminals to WM-1 RS485 terminals
 - A - A
 - B - B
 - C - GND
- Connect to 230V power supply
- Configure radio pairing





From: <http://wiki.hiq-universe.com/> -

Permanent link: http://wiki.hiq-universe.com/doku.php?id=en:hems_v1_2_0:methods_resources:firmwareupdate&rev=1635407813

Last update: 2021/10/28 07:56

