


LED stripe dimmer

4 channel 12/24V constant voltage PWM dimmer



Model number:	LD-V4-IQ
Mounting:	in-field, junction box or dry-wall
Dimensions:	108×86×45.5mm

Applications

- 4 individual single color LED stripes
- RGB+W LED stripe

Features

- button or potentiometer input
 - auto-detect input type
 - potentiometer auto-range
 - Brightness/saturation/hue control in RGB mode
- RGB mode
- exponential output control
- high frequency PWM operation
- channel phase spreading
- full output protection

General description

The LED dimmer LD-V4-HIQ is 4 channels PWM dimming controller for voltage controlled LED lights or ribbons. It can be used for 4 individual LED stripes or for RGB (+W) stripe. LD-V4-HIQ supports local control buttons or potentiometers connected directly to it, which can be mixed and are auto-detected. For more natural feel and smoother transitions outputs are exponentially controlled with resolution of 0,025 %. High PWM frequency (500 Hz) and channels spreading prevent flickering, reduces EMI noise and considerably increase power efficiency, while preventing eye-strain or headache.

All outputs are fully protected against over-voltage, under-voltage and over-current. Many features are available in the stand alone mode, while advanced features like scenes, scheduling, smartphone operation, internet connection are only available when connected to the appropriate Home Controller.

Technical specification

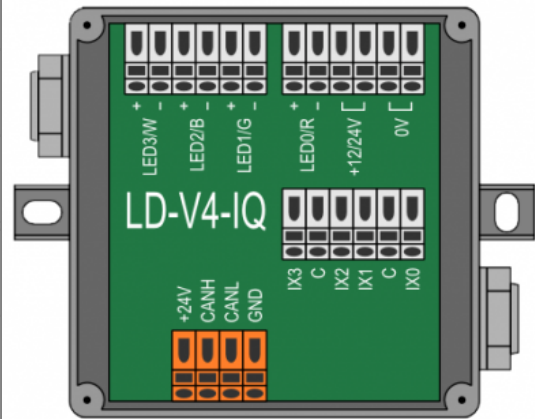
Total output power	240 W @ 12 V 480 W @ 24 V
Total power loss:	2 W @ 3×6,7 A
Max current per terminal:	10 A
PWM frequency:	500 Hz
Output resolution:	12-bit
Digital inputs:	internal pull-up 12 V, 2 mA
Analog inputs:	10k / 1-10 V; auto-range
Potentiometer inputs:	10 k
LED power supply:	12 / 24 V (10..28 V)
Power supply:	24 V / 25 mA
Operating temperature:	0..45 °C
Storage temperature:	-20..75 °C
Relative humidity:	0..95 % n/c
Galvanic separation:	supply/outputs

Maximum current

Output	Supply
1x10A	1x10A
2x10A	2x10A
3×6.7A	2x10A
4x5A	2x10A

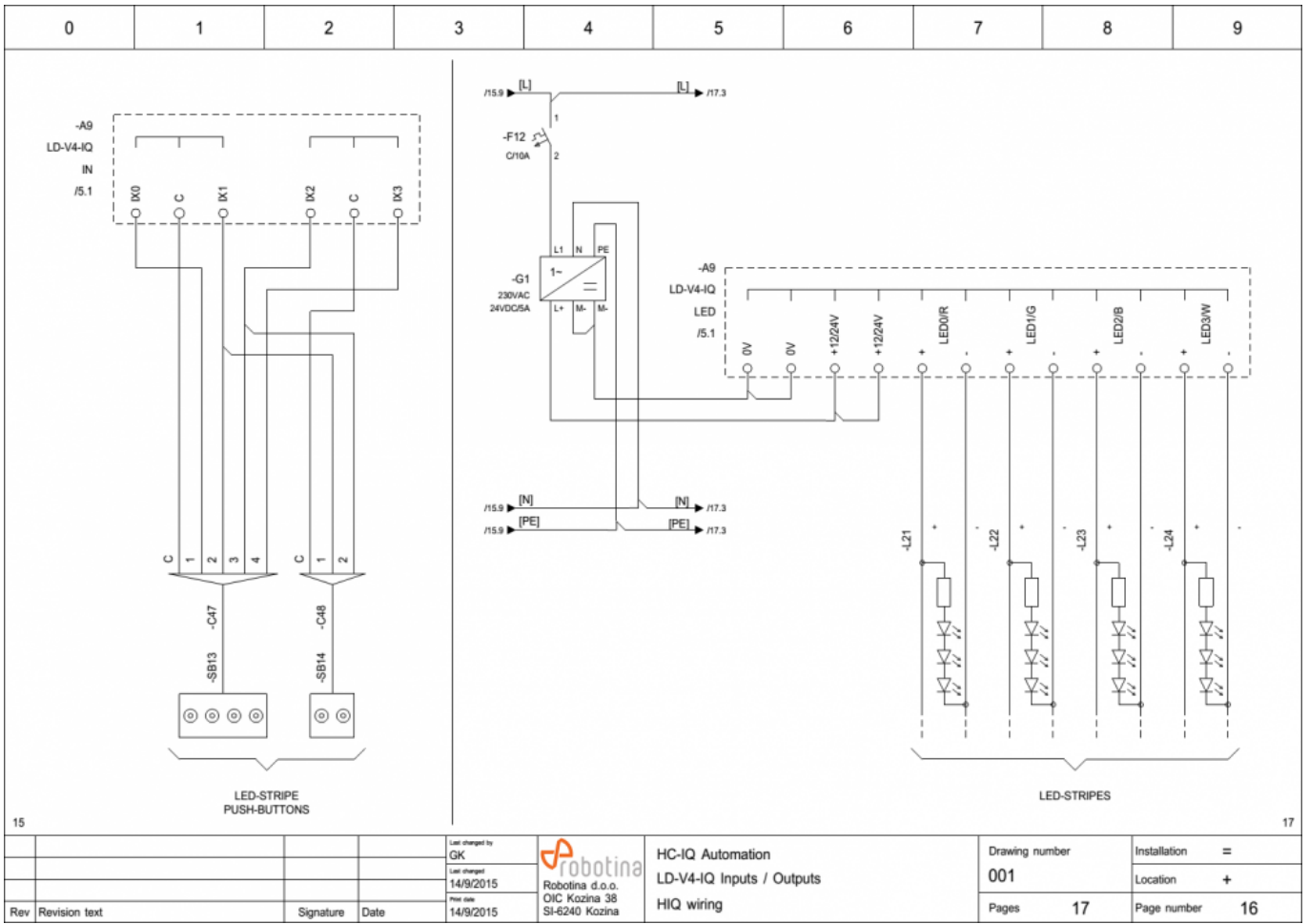
Terminals

LED stripe 3 / White RGB stripe	LED3/W	+	LED 3 / W PWM output
		-	
LED stripe 2 / Blue RGB stripe	LED2/B	+	LED 2 / B PWM output
		-	
LED stripe 1 / Green RGB stripe	LED1/G	+	LED 1 / G PWM output
		-	
LED stripe 0 / Red RGB stripe	LED0/R	+	LED 0 / R PWM output
		-	
LED power supply	+12/24V	.	LED PWM outputs power supply
		0V	
LED 3 / RGB saturation button	IX3	+	Digital/analog input 3
Push-buttons common	C	-	Digital/analog inputs common
LED 2 / RGB mode jumper	IX2	+	Digital/analog input 2
LED 1 / RGB color button	IX1	+	Digital/analog input 1
Push-buttons common	C	-	Digital/analog inputs common
LED 0 / RGB brightness button	IX0	+	Digital/analog input 0
IEX2 BUS	+24V	.	IEX2 bus
	CANH	.	
	CANL	.	
	GND	.	



Last update:
2018/10/05
13:48

en:hiq_home:hardware:ld-v4-iq http://wiki.hiq-universe.com/doku.php?id=en:hiq_home:hardware:ld-v4-iq&rev=1538747327



From:
<http://wiki.hiq-universe.com/> -

Permanent link:
http://wiki.hiq-universe.com/doku.php?id=en:hiq_home:hardware:ld-v4-iq&rev=1538747327

Last update: **2018/10/05 13:48**

