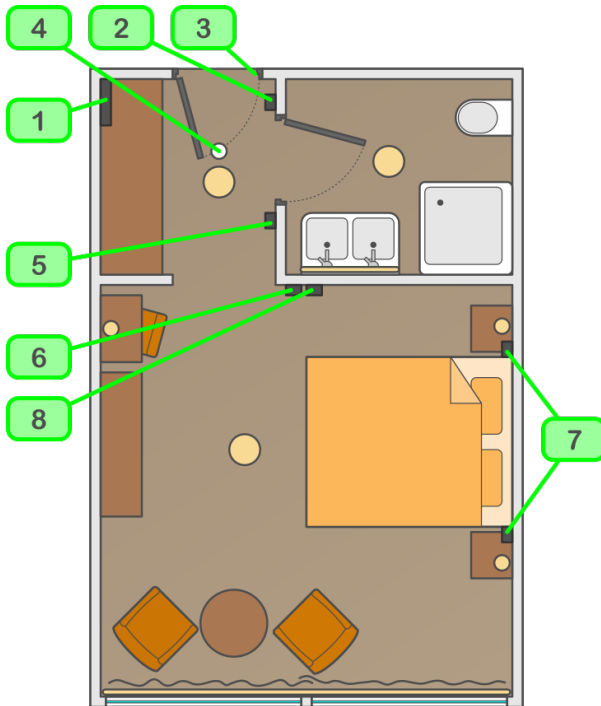


GRMS examples

Standard with touch panels



Functionalities

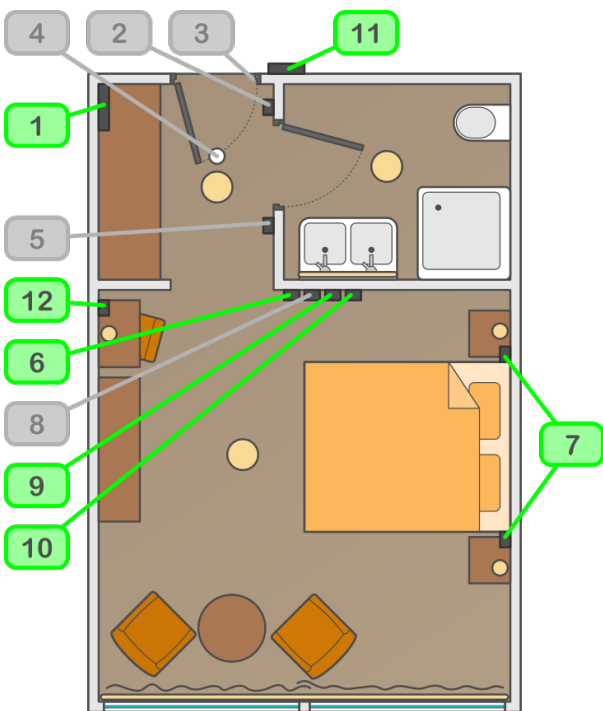
Standard GRMS functionalities:

- Master contactor
 - Disconnects all power outlets in room except fridge
- Courtesy light (entrance, ON/OFF)
- Lights:
 - ON/OFF 230 VAC - Toilet ceiling and mirror (parallel)
 - ON/OFF 230 VAC - Entrance
 - Dimmable 230 VAC - Room ceiling
 - Dimmable LED strip - Room wall above windows
 - Desk and bed side lights are powered from power outlets and thus are not directly individual controlled
- HVAC
 - 0..10 V fan-coil

Hardware

ID	Location	Description	Code
1	GRMS distribution board	Master Controller	MC-230-2
		Mains disconnecter	
		RCCB	
		Circuit breakers	
		Power relay	
		Light driver	LUD12-IQ
		Dimmable LED power supply	
2	On-wall - main entrance	Key-card holder	KH-HI
3	Door (built in)	Reed door sensor	
4	Ceiling - entrance	PIR motion sensor	
5	On-Wall - toilet entrance	2 x Touch button	B2-HI
		- (1) = toilet light	
		- (2) = entrance light	
6	On-Wall - room entrance	4 x Touch buttons	B4-HI
		- (1) = entrance light	
		- (2) = room ceiling light	
		- (3) = room wall light	
		- (4) = all off / room wall light to min	
7	On-wall - bed side	4 x Touch buttons	B4-HI
		- (1) = entrance light	
		- (2) = room ceiling light	
		- (3) = room wall light	
		- (4) = all off / room wall light to min	
8	On-wall - room entrance	Touch Thermostat	TH-HI

Upgrades



Functionalities

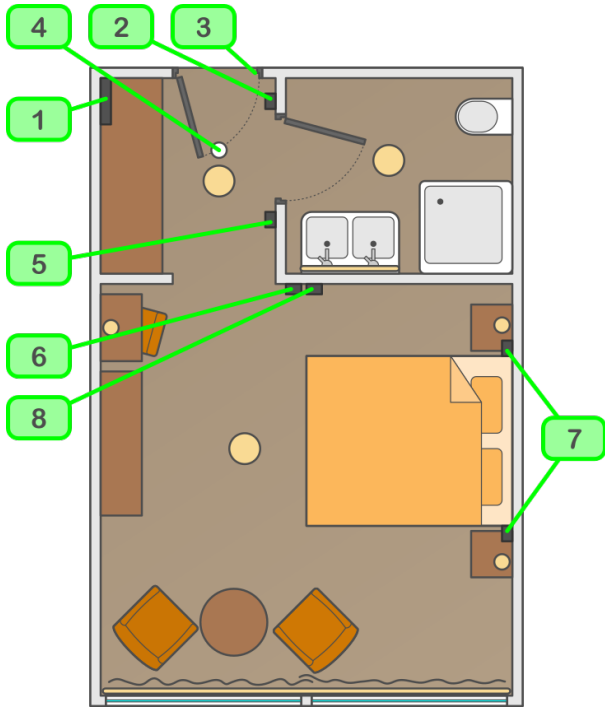
Additional optional GRMS functionalities:

- Room info panels
 - Do Not Disturb (DND), Make Up Room (MUR)
 - Door-bell
- Lighting
 - Individual control for all lights including desk and bed side lights
- Curtain control (motorized 230 VAC curtain)
- Toilet fan

Additional / Replaced Hardware

ID	Location	Description	Code
1	GRMS distribution board	GRMS expansion	HR-EX-IQ
9	On-Wall - room entrance	In room info panel	IP-HI
10	On-Wall - room entrance	Door bell	DB-HI
11	On-Wall - corridor in front of the entrance	Room info panel	CP-HI
6	On-Wall - room entrance	6 × Touch buttons	B6-HI
		- (1) = entrance light	
		- (2) = room ceiling light	
		- (3) = room wall light	
		- (4) = curtain open	
		- (5) = curtain close	
7	On-wall - bed side	6 × Touch buttons	B6-HI
		- (1) = entrance light	
		- (2) = room ceiling light	
		- (3) = room wall light	
		- (4) = right bedside light	
		- (5) = left bedside light	
12	On-Wall - next to desk	2 × Touch buttons	B2-HI
		- (1) = desk light	
		- (2) = all off / room wall light to min	

Standard with classic push-buttons



Functionalities

Standard GRMS functionalities:

- Master contactor
 - Disconnects all power outlets in room except fridge
- Courtesy light (entrance, ON/OFF)
- Lights:
 - ON/OFF 230 VAC - Toilet ceiling and mirror (parallel)
 - ON/OFF 230 VAC - Entrance
 - Dimmable 230 VAC - Room ceiling
 - Dimmable LED strip - Room wall above windows
 - Desk and bed side lights are powered from power outlets and thus are not directly individual controlled
- HVAC
 - 0..10 V fan-coil

Hardware

ID	Location	Description	Code
1	GRMS distribution board	Master Controller	MC-230-2
		Push-buttons expansion	PB-IQ
		Mains disconnect	
		RCCB	
		Circuit breakers	
		Power relay	
		Light driver	LUD12-IQ
		Dimmable LED power supply	
2	On-wall - main entrance	Key-card holder, basic (dry contact)	
3	Door (built in)	Reed door sensor	

ID	Location	Description	Code
4	Ceiling - entrance	PIR motion sensor	
5	On-Wall - toilet entrance	2 x NO push-buttons	
		- (1) = toilet light	
		- (2) = entrance light	
6	On-Wall - room entrance	4 x NO push-buttons	
		- (1) = entrance light	
		- (2) = room ceiling light	
		- (3) = room wall light	
7	On-wall - bed side	- (4) = all off / room wall light to min	
		4 x NO push-buttons	
		- (1) = entrance light	
		- (2) = room ceiling light	
8	On-wall - room entrance	- (3) = room wall light	
		- (4) = all off / room wall light to min	
		Touch Thermostat	TH-1T-IQ

From:
<http://wiki.hiq-universe.com/> -

Permanent link:
http://wiki.hiq-universe.com/doku.php?id=en:hiq_hotel:grms_examples&rev=1566464624

Last update: **2019/08/22 09:03**

