

RDX Charger



Description	Order Code
Robotina Dynamic Charger with type 2 cable and RFID card reader	RDX-RF
Robotina Dynamic Charger with type 2 cable, RFID card reader and residual current device	RDX-RF-R
Robotina Dynamic Charger with type 2 cable, RFID card reader and IOT Linker	RDX-RF-I
Robotina Dynamic Charger with type 2 cable, RFID card reader, residual current device and IOT linker	RDX-RF-RI
Robotina Dynamic Charger with type 2 cable and QR code reader	RDX-QR
Robotina Dynamic Charger with type 2 cable, QR code reader and residual current device	RDX-QR-R
Robotina Dynamic Charger with type 2 cable, QR code reader and IOT Linker	RDX-QR-I
Robotina Dynamic Charger with type 2 cable, QR code reader, residual current device and IOT linker	RDX-QR-RI

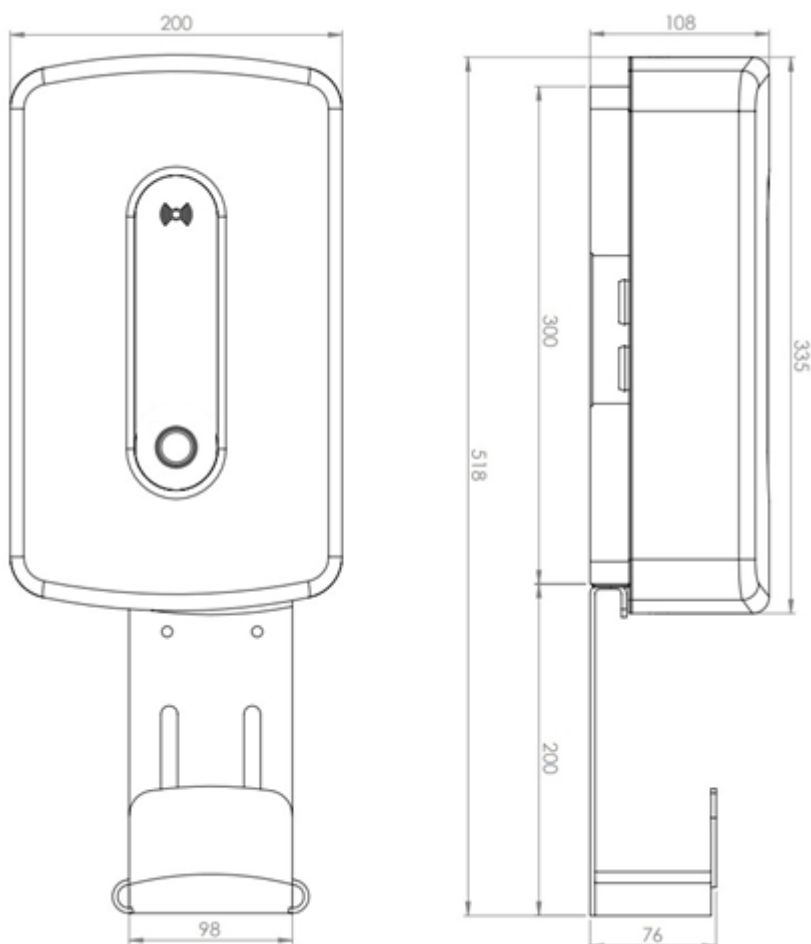
Features

- **Up to 22kW of charging power**
- **Modern design with IP54 & IK10 standard**
- **Suitable for indoor and outdoor use**
- **Coloured LED light indicates charging status**
- **Easy operability with one button on housing**
- **Monitor & control on application**
- **Compatible with 3rd party software**
- **Secure charger with remote locking option**
- **Save by charging (economy charging) during off-peak hours**
- **Charge with surplus energy**
- **Priority charging at the highest possible power**
- **Dynamic load balancing keeps consumption power below max allowed (protect grid fuse/s)**
- **Manage charging of electric vehicles (EV fleet)**
- **Remote control of key consumers (heat pump, battery storage system...)**
- **6mA DC residual current, overvoltage and undervoltage protection**
- **RFID or QR access control**
- **Long range wireless power meters for installation without cabling**
- **Fully compliant with IEC 61851**

Technical specifications

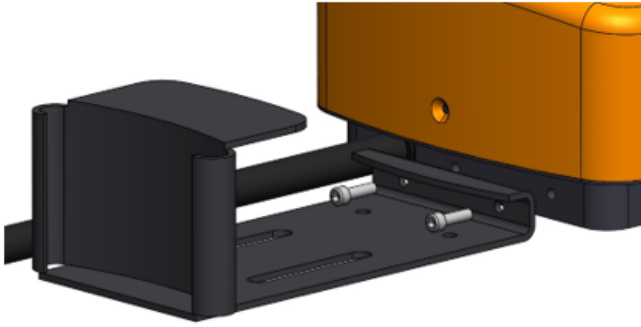
Nominal voltage	1x230Vac 50/60Hz, 3x230/400Vac 50/60Hz
Maximum current	1x32A, 3x32A
Maximum charging power	22kW
Connector	Type2, 5m cable
Network connection	Ethernet 100M RJ45
Ingress protection	IP54
Impact resistance	IK10
Operating temperature	-20°C to +45°C
Storage temperature	-40°C to + 70°C
Charging pilot negative	1mA, 20ms reaction time
Residual direct current	6mA, 200ms reaction time
Standards	IEC 61851

Dimensions




Cable holder mounting options

It can be installed directly on the RDX Charger



It can be installed independently on the wall



Accessories

Description	Order Code
Wireless external single-phase Power sensor kit	WPM1-E-D
Wireless external three-phase Power sensor kit	WPM3-E-D
External single-phase Power sensor	PM1-E-D
External three-phase Power sensor	PM3-E-D
Wireless Modbus bridge	WM-1
Wireless relay, to control other loads in the building	WR-1
Protective roof	RDX-PR
Freestanding set	RDX-FS
4G LTE modem for IOT linker This option is only possible for RDX Charger models that already have an integrated IOT linker	IOT-L2-W

From:
<http://wiki.hiq-universe.com/> -

Permanent link:
http://wiki.hiq-universe.com/doku.php?id=en:hiq_hw:rdx_charger&rev=1674467715

Last update: **2023/01/23 09:55**

