

Motion sensor

Dual technology PIR/Ultrasonic motion detector ceiling recessed



Model number:	DIU-9-LC
Connects to:	digital input
Mounting:	Wall or ceiling

Applications

- Occupancy detector
- Ready light
- Lighting control
- Hotel GRMS

Ultrasonic sensors are highly suitable for spaces in which a line of sight is not possible, such as partitioned spaces, and in spaces requiring a higher level of sensitivity. Examples of such spaces include restrooms, open offices, enclosed hallways and stairways.

Installation instruction

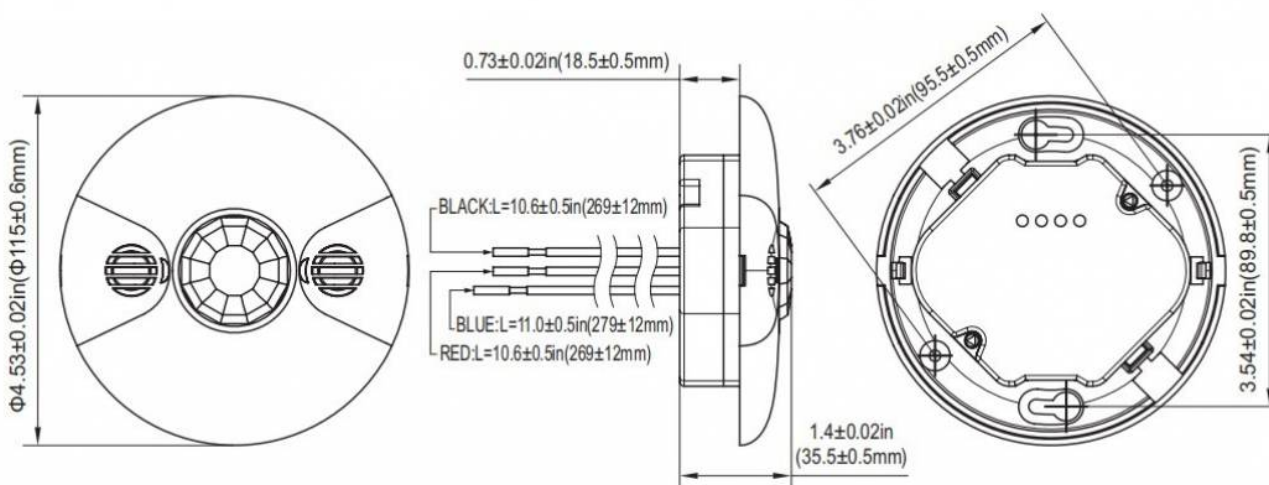
- Ensure that there are no obstructions (plants, screens, furniture etc.) in the field of view that may cause incorrect cover/operation of the detector.

- Install the detector at proper height on a rigid surface. Do not install the detector on vibrating surface.

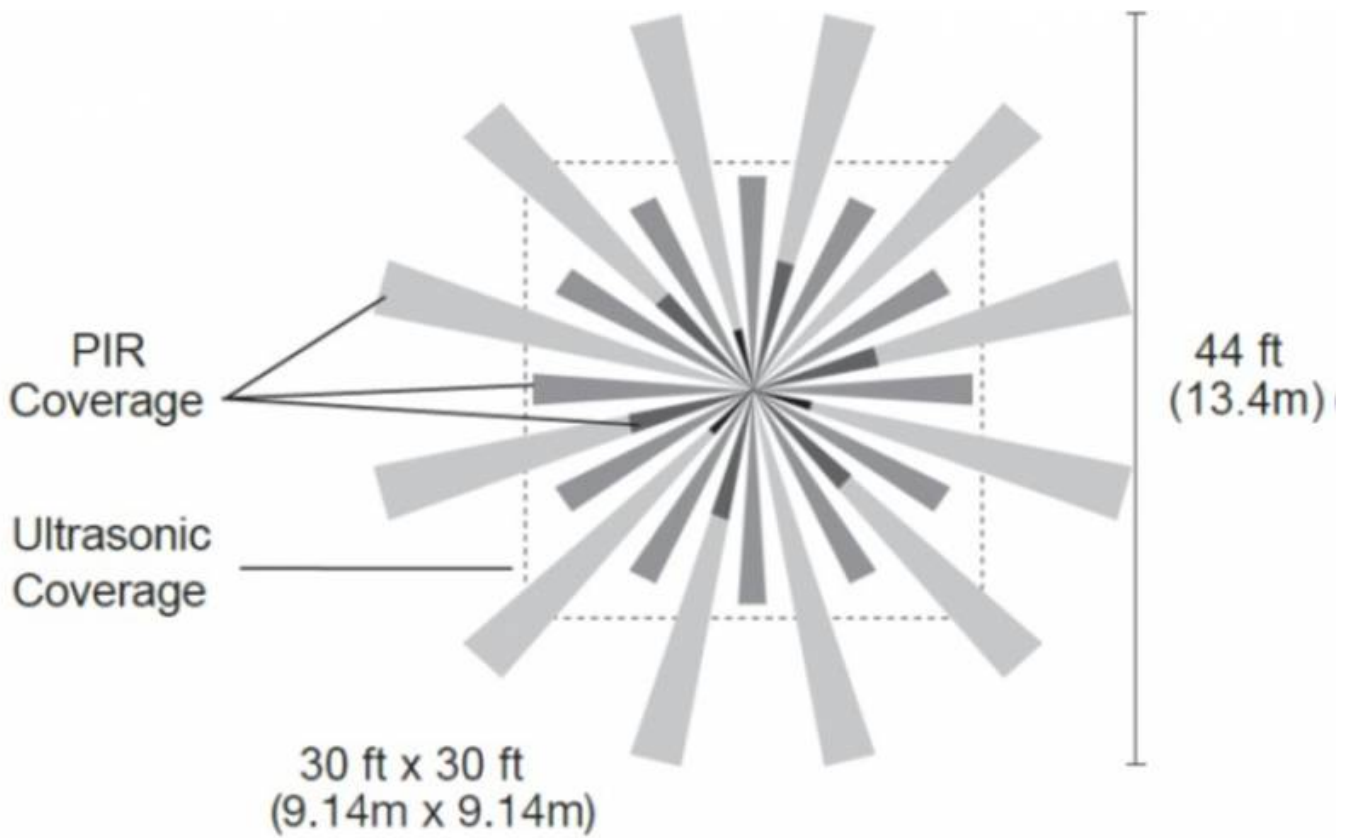
Technical specifications

Power supply	24 VDC
Current consumption	20mA
Temperature	-0°C ~ 55°C
Humidity	< 93% non condensing
Output contact rating	100,000 cycles @ 24 VDC, < 9mA
Range	9m US, 12m PIR(Adjustable)
Installing height	Max. 3.5 m
Detection	360 deg

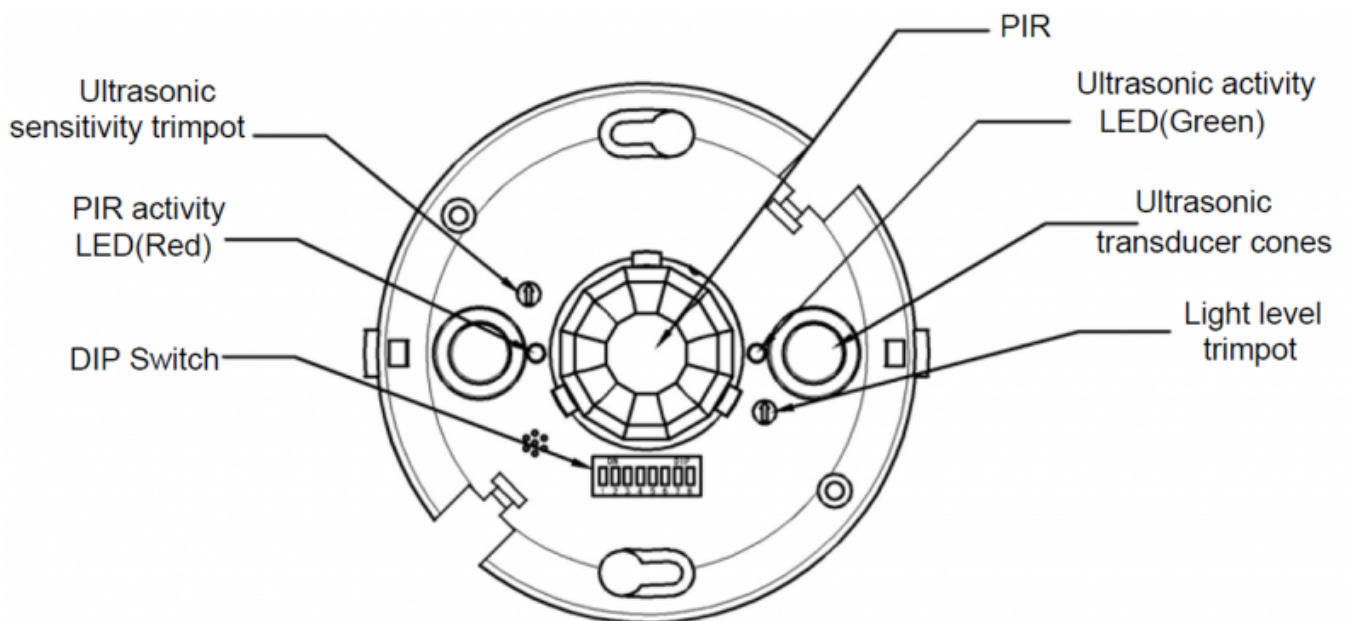
Dimension



Range and detection pattern



Adjustments



DIP switch settings

Trigger Mode	Initial Trigger	Maintain Load Output	2	3	4
Option 1	Both	Either	↓	↓	↓
Option 2	Either	Either	↓	↓	↑
Option 3	PIR	Either	↓	↑	↓
Option 4	PIR	PIR	↓	↑	↑
Option 5	Ultrasonic	Ultrasonic	↑	↓	↓
Option 6	Both	Both	↑	↓	↑

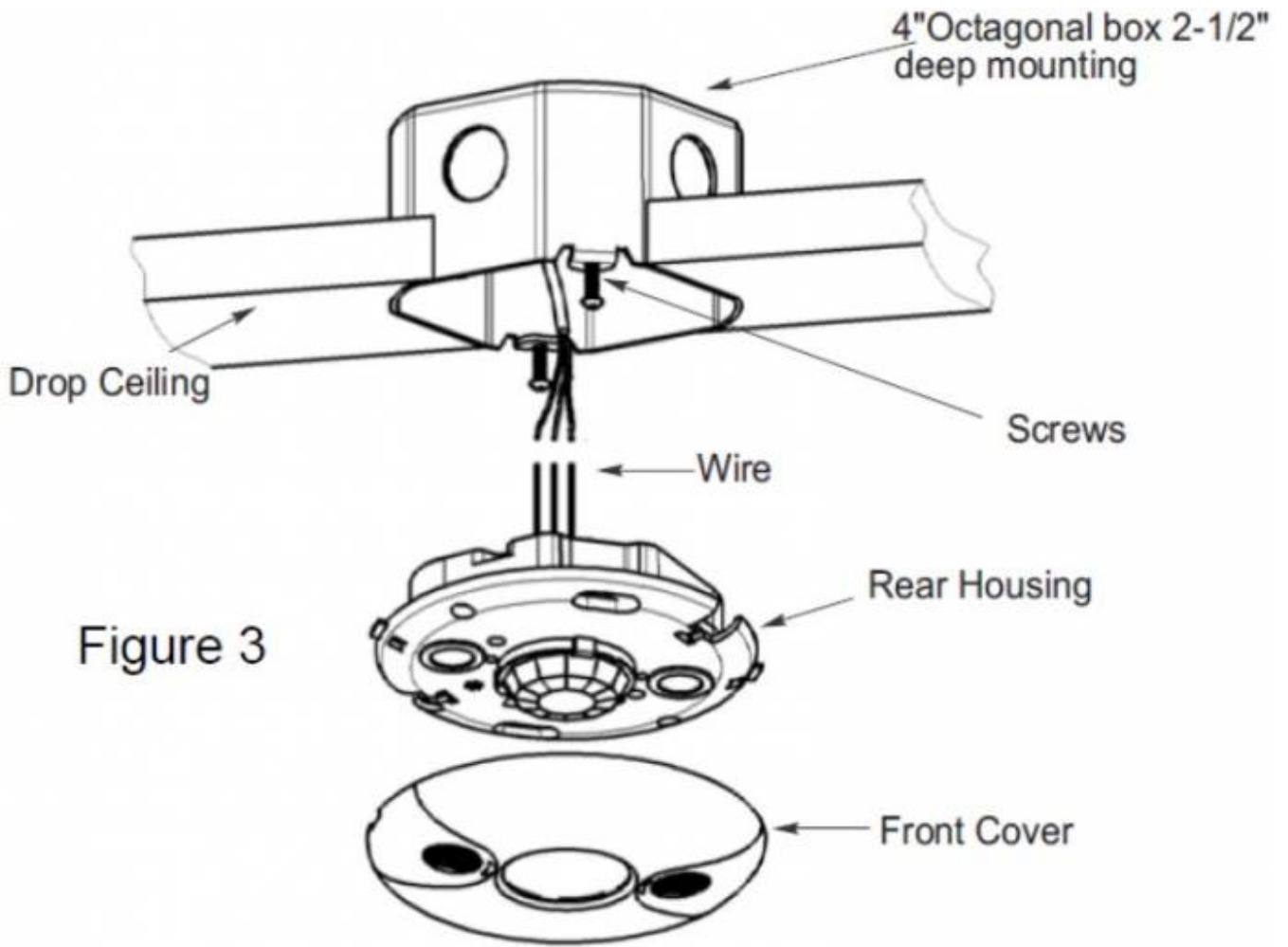
PIR Sensitivity	1
50%	↓
100%	↑

Override	8
Disabled	↓
Enabled	↑

Time Delay	5	6	7
5 Sec/Autoset	↓	↓	↓
30 Seconds	↓	↓	↑
5 Minutes	↓	↑	↓
10 Minutes	↓	↑	↑
15 Minutes	↑	↓	↓
20 Minutes	↑	↓	↑
25 Minutes	↑	↑	↓
30 Minutes	↑	↑	↑

↓ = OFF ↑ = ON ◀ = Factory Setting

Mounting



Terminals

Power supply	+ Red	Power supply
Common	- Black	
Signal	+ Blue	Output

From:
<http://wiki.hiq-universe.com/> -

Permanent link:
http://wiki.hiq-universe.com/doku.php?id=en:ms_main:diu-9-lc&rev=1605649948

Last update: **2020/11/17 21:52**

