

# HIQ Lighting Control - HIQ LCS Introduction

HIQ LCS is a system of integrated devices and software that is targeted for lighting automation. The primary function is control and management of any lights – on/off, dimmable, LED RGB, LED stripes using local wired or wireless push or touch buttons, Wi-Fi tablets, Mobile phones or BMS/SCADA monitoring and control. Lights can be controlled by scenarios, scheduled, by motion sensors using direct relay modules, DALI, DSI or PWM/Triac dimmable and LED stripes. Although the basic concept of HIQ LCS is simple, the possibility to extend current capabilities or add new is unlimited.

## Field Input Devices

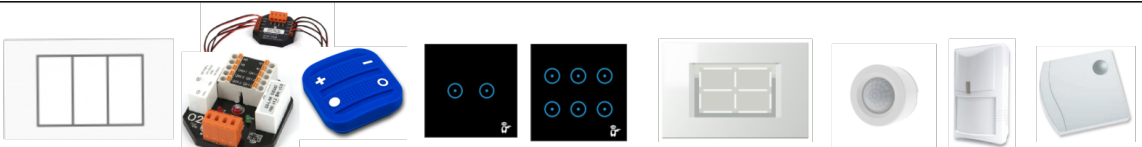
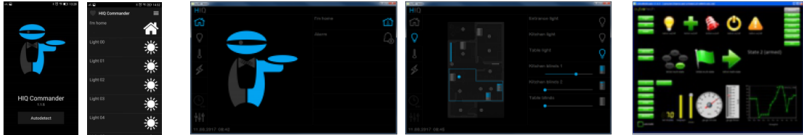

- any push buttons on binary inputs of LCS controller [MC-230](#) or any other IEX module (DIN rail mount, flush mount or field device)
- [touch buttons](#)\*\* on Modbus port of LCS controller [MC-230](#)
- EnOcean wireless [Wall button](#) or [Soft remote](#) on EnOcean receiver of LCS controller [MC-230](#) or IEX-2 EnOcean receiver for switches
- [Scene panel](#) on IEX bus
- [On wall or on ceiling long range motion sensor](#) on binary inputs of LCS controller [MC-230](#) or any other IEX module (DIN rail mount, flush mount or field device)
- [False ceiling EnOcean wireless Motion sensor](#) on EnOcean receiver of LCS controller [MC-230](#) or IEX-2 EnOcean receiver for switches

## Monitoring and Control

- HIQ Commander - a Smartphone app
- My HIQ on any HMI panel, Tablet, Laptop or Desktop PC
- SCADA on any Laptop or Desktop PC

## Controllers and IEX modules

- LCS controller [MC-230](#)
- 10 8A relay output module [LC-10-IQ](#)

Field Input Devices	<p>Wired and Wireless</p>  <p>Push Button / Remote relay / Soft remote      Touch Button      Scene panel      Motion / Lightness Sensor</p>
Monitoring and Control	 <p>Smartphone app      Tablet / PC app      SCADA BMS</p>
Controllers	 <p>Master controller      On/Off, Dimmable, DALI/DSI, LED stripe modules</p>

From: <http://wiki.hiq-universe.com/> -

Permanent link: [http://wiki.hiq-universe.com/doku.php?id=en:ms\\_main:hiq\\_lighting:introduction&rev=1587207712](http://wiki.hiq-universe.com/doku.php?id=en:ms_main:hiq_lighting:introduction&rev=1587207712)

Last update: **2020/04/18 11:01**

