






















# HIQ Lighting Configuring

## Input mode and output mode settings

usage	input mode	output mode	function	
on/off			press on, press off	 manual control
on/off + timer			press on, press off when timer expires, light goes off	
staircase			press on press again to reload the timer when timer expires, light goes off	
doorbell			press on, release off	
scene			press to set multiple lights press again to turn them all off	
ready light			fully automatic light control	
motion sensor			movement is keeping the light on when timer expires, light goes off	
			movement is keeping the light on when timer expires, light goes off active only during the night	
door sensor			open door to turn the light on close door to turn the light off	
			open door to turn the light on close door to turn the light off active only during the night	
not used			disabled, output not affected	

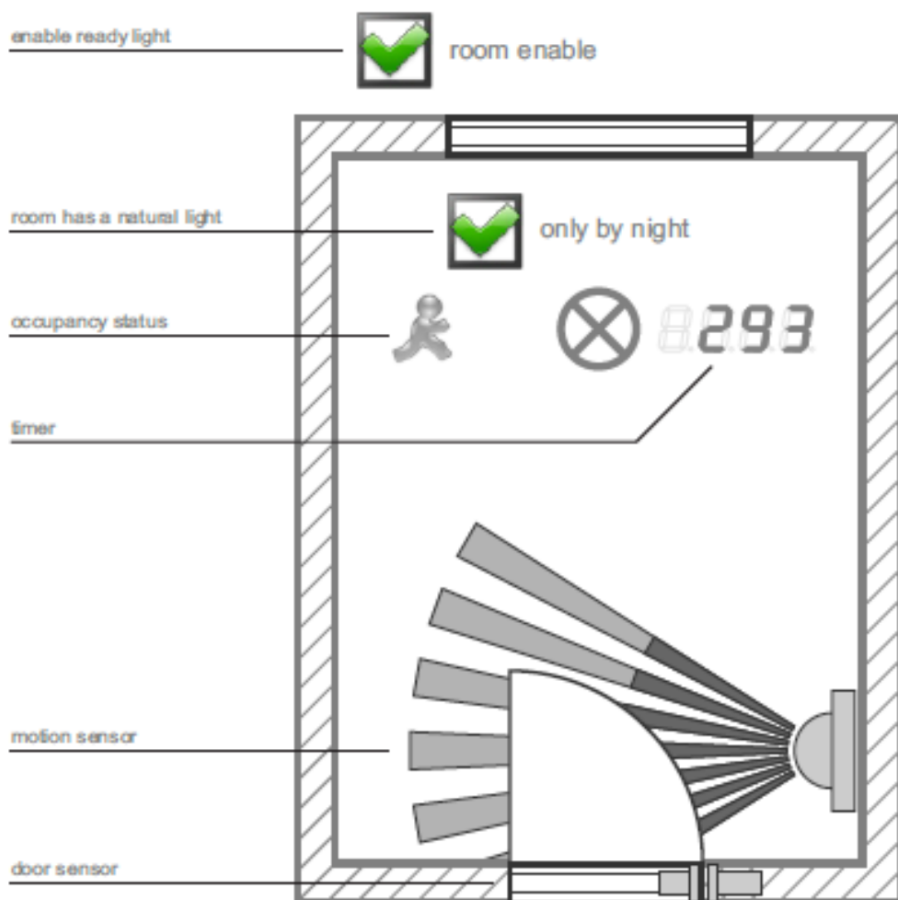
# Ready light

advanced automatic light control

Ready light is an advanced lighting system, based on motion and door sensors. It is best suited for closed spaces that residents don't occupy permanently.

### Features:

- instant on as soon as door begins to open
- never turn off while somebody is inside
- quickly turns off when everybody is out



### Input setup

Sensors are connected to spare inputs of light controller. Input must be configured to ready light mode.

### Sensor placement

For a best result, sensor must be activated just after person closes the door.

### Short timeout

Time from closing the door to light off. If time is too short, light may turn off after entering the room.

### Long timeout

Time from leaving the room to light off, without closing the door.



Patent rights granted 2016-04-29 by patent office Slovenia, number 24867, class G06F 9/00.

### How does it work

When door begins to open, reed sensor is activated and the light turns on. When a person enters the room and closes the door, PIR activation means person is surely in the room. As long as door is closed, light will stay on. When person leaves room and closes door, system will wait for a short time, then turn the light off. If the door is left open, long timeout is active. If the PIR sensor is not activated during that time, light switches off.

# Evo light

automatic transition to warm evening lights

Evo light is a half-automatic system for controlling light temperature. It uses RGB dimmer in white temperature mode. Brightness is controlled by user, hue and saturation are controlled by the system.

During the selected period, lights are going from a cool white to warm white, perfectly matching our natural daily cycle.

System can be combined with smart lights. In that case, operation is fully automatic, smart lights control brightness, and evo light control light temperature.



Term evo is a short for 'evolution'. During the most of our evolutionary past, our ancestors were using no artificial lighting, so daily rhythm was synchronized by sunlight. Evo light is an attempt to mimic that natural conditions.

## Operation



To configure evo light, first experimentally find the best light for early and late evening. Start hour and transition time should be configured so the warm light is reached at least one hour before bedtime.

When dimmer is switched back to RGB mode, evo light will automatically stop. Enabling again, it will catch on correctly, recalculating the new parameters.

Note: evo light setup is located on RGB page.

Last update: 2020/04/25 14:17 en:ms\_main:hiq\_lighting:software [http://wiki.hiq-universe.com/doku.php?id=en:ms\\_main:hiq\\_lighting:software&rev=1587824231](http://wiki.hiq-universe.com/doku.php?id=en:ms_main:hiq_lighting:software&rev=1587824231)

---

From: <http://wiki.hiq-universe.com/> -

Permanent link: [http://wiki.hiq-universe.com/doku.php?id=en:ms\\_main:hiq\\_lighting:software&rev=1587824231](http://wiki.hiq-universe.com/doku.php?id=en:ms_main:hiq_lighting:software&rev=1587824231)

Last update: **2020/04/25 14:17**

