

Motion sensor

Passive infrared detector long range



Model number:	IR-A12WS-LC	Short
Model number:	IR-A12WL-LC	Long
Connects to:	digital input	
Mounting:	Any	
IP rating	IP65	

Applications

- Motion detector
- Intrusion detector
- Corridors lighting control
- Parking lighting control
- Outdoor lighting control

Features

- Robust design

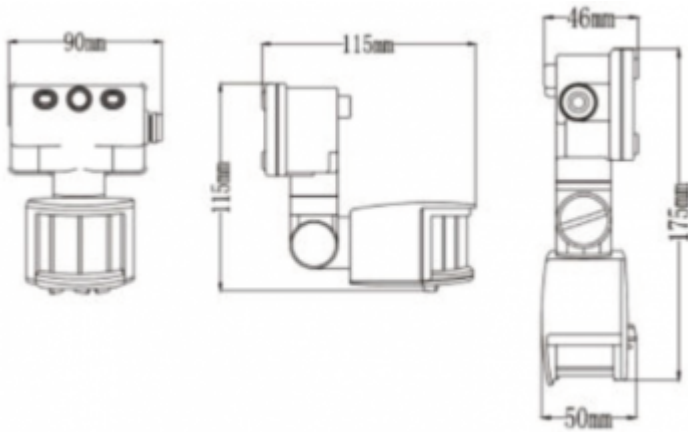
Colours



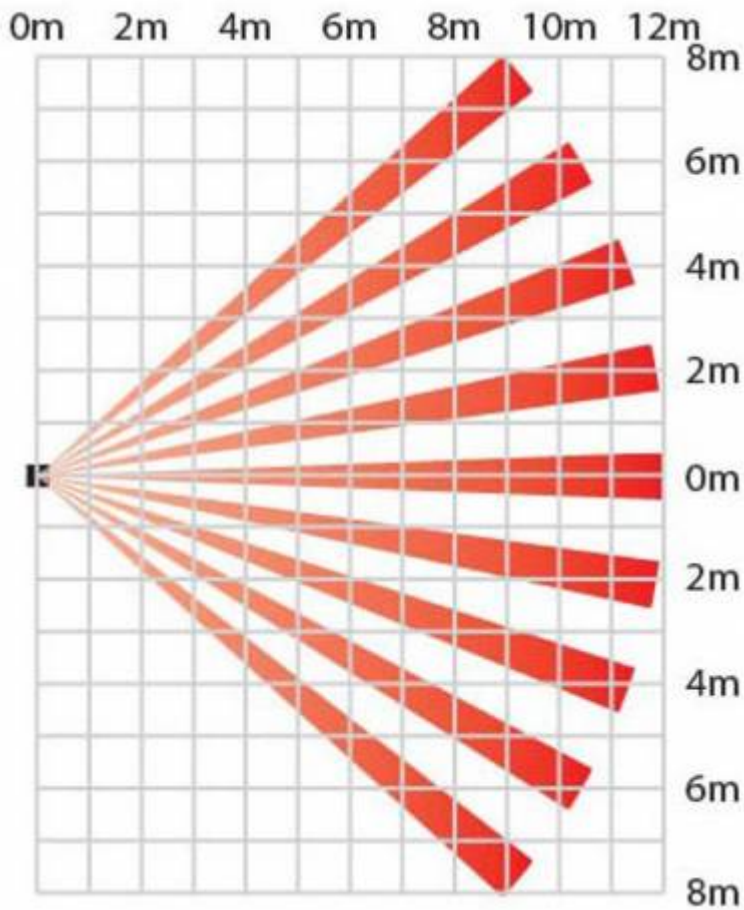
Installation instruction

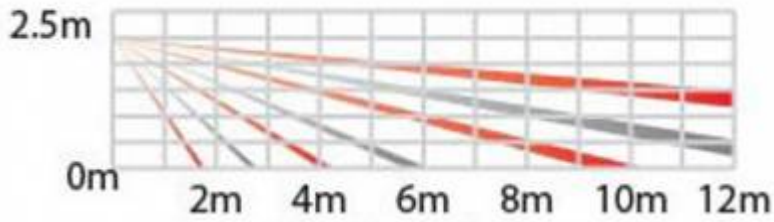
- Do not install the detector at position which faces direct or reflected sunlight or near windows with direct car headlight.
- Ensure that there are no obstructions (plants, screens, furniture etc.) in the field of view that may cause incorrect cover/operation of the detector.
- Avoid locating the detector in areas that contain equipment that may change the environment temperature rapidly (i.e. above radiator or under the air-conditioner)
- Install the detector at proper height on a rigid surface. Do not install the detector on vibrating surface.
- PIR detector is more sensitive to the motions “across” the detection zones than “toward” or “away”.

Dimensions



Detection pattern and range





Technical specifications

Power supply	24 VDC
Power consumption	0.1 - 1 W
Temperature	-20°C ~ 40°C

Terminals

Power supply	+	Power supply
	-	
HIQ digital input	S	Digital output

From:
<http://wiki.hiq-universe.com/> -

Permanent link:
http://wiki.hiq-universe.com/doku.php?id=en:ms_main:ir-a12w-lc&rev=1590481461

Last update: **2020/05/26 08:24**

