

Motion sensor



Model number:	IR-C6-B
Connects to:	digital input
Mounting:	In ceiling

Applications

- Motion detector
- Ready light
- Intrusion detector
- Lighting control
- Hotel GRMS

Features

- Small visible surface
- Aestetical look
- Easy mount
- Water resistant (front side)

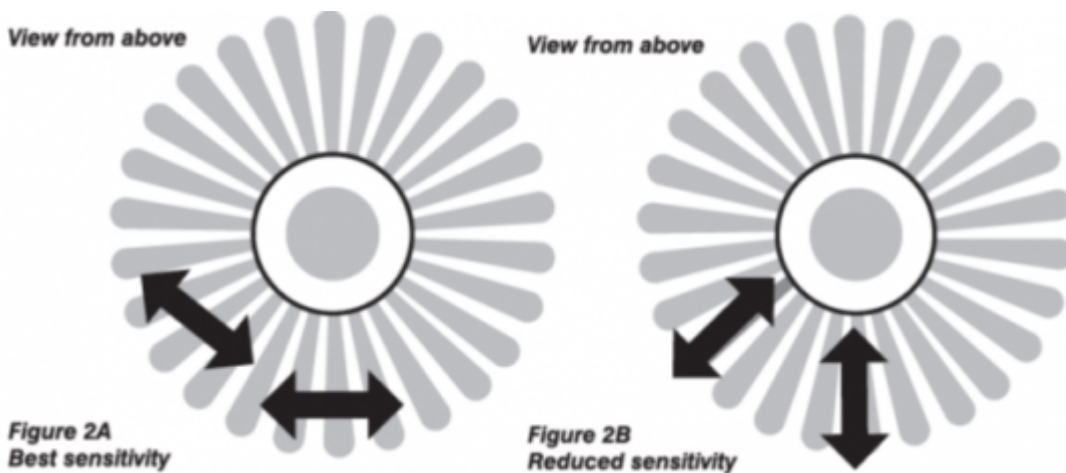
General description

A passive infrared detector with sleek and compact housing.

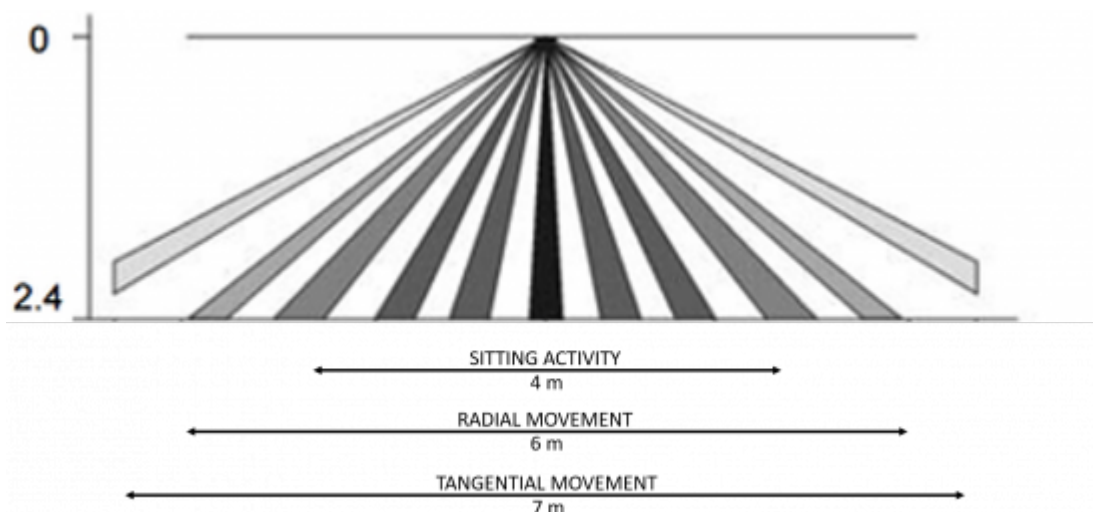
Installation instruction

- Do not install the detector at position which faces direct or reflected sunlight or near windows with direct car headlight.
- Ensure that there are no obstructions (plants, screens, furniture etc.) in the field of view that may cause incorrect cover/operation of the detector.
- Avoid locating the detector in areas that contain equipment that may change the environment temperature rapidly (i.e. above radiator or under the air-conditioner)
- Install the detector at proper height on a rigid surface. Do not install the detector on vibrating surface.
- PIR detector is more sensitive to the motions “across” the detection zones than “toward” or “away”.

Detection pattern



Range



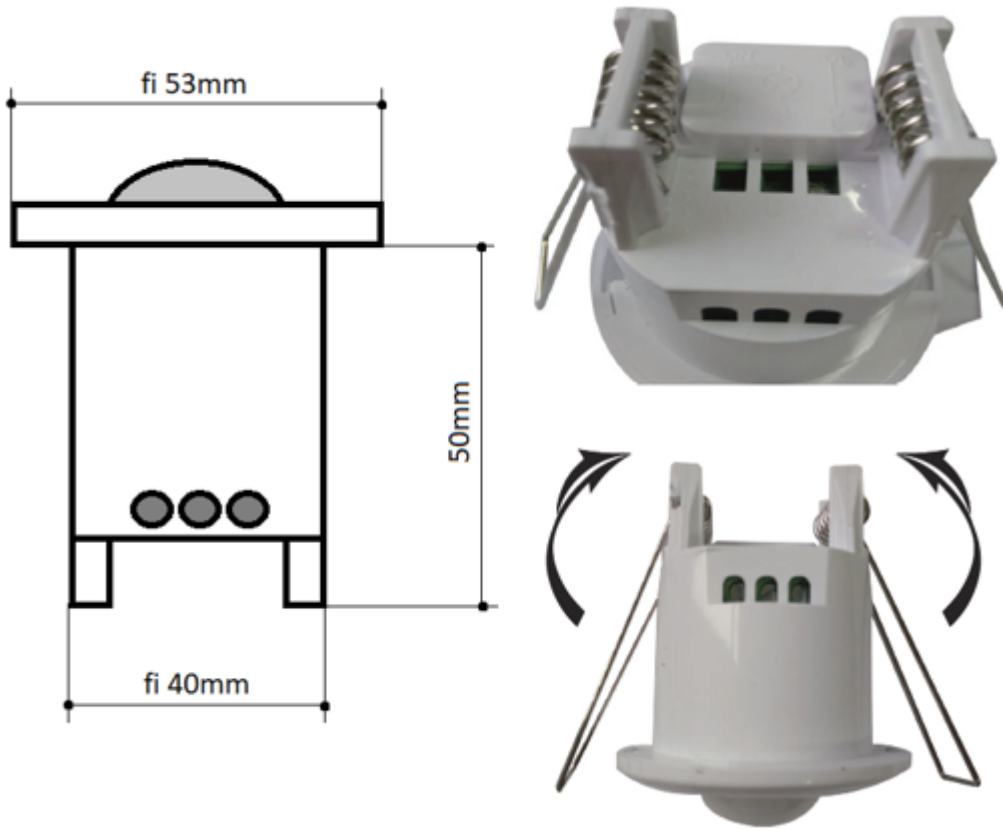
Technical specifications

Power supply	24 VDC
Power consumption	0.1 W (static mode), 0.45W (triggered mode)
Temperature	-20°C ~ 40°C
IP rating	IP54 (front side), IP20 (back side)


Terminals

Power supply	+	Red
	-	Black
HIQ common	C	Yellow
HIQ digital input	NO	White

Dimensions



Range, mount height



Settings

Turn the light level and time control to the desired position so that the settings match your preferences



From:
<https://wiki.hiq-universe.com/> -

Permanent link:
https://wiki.hiq-universe.com/doku.php?id=en:ms_main:ir-c6-b

Last update: **2023/05/08 10:09**

