

Motion sensor

Body temperature scanning device and mask wearing check



Model number: **TMS-8-3S**

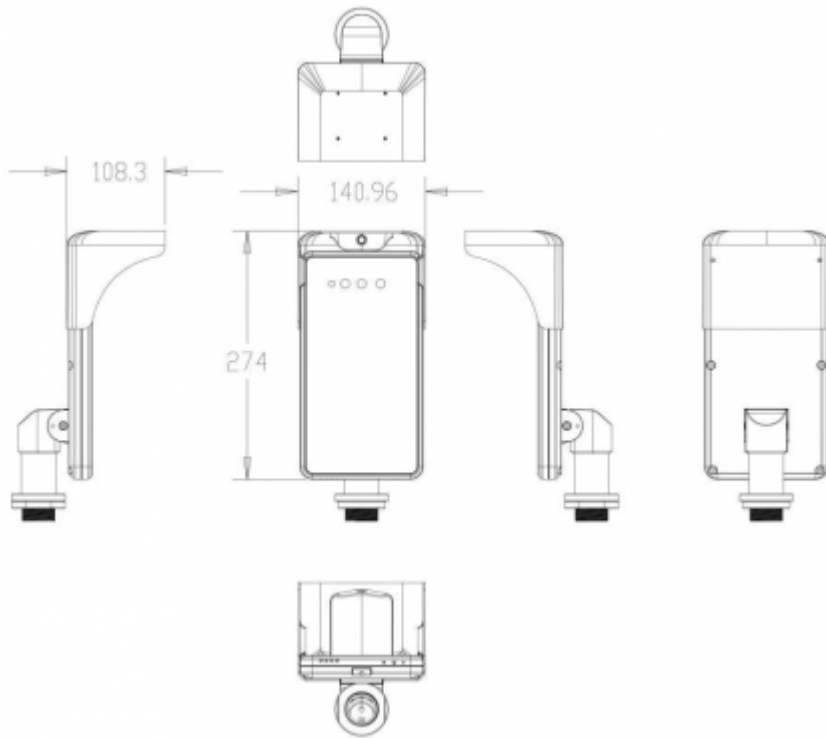
Applications

- Body temperature screening
- Mask wearing check
- Face recognition


Features

- Support real time live detection
- Support body temperature measurement and high temperature alarm
- Support temperature data interface protocol docking
- Support tracking of personnel movements under strong backlight conditions
- Unique live face recognition algorithm to accurately recognize faces, face recognition time is less than 0.5s
- Linux operating system
- The camera uses H.265 Main Profile encoding, compatible with NVR and other storage devices through the ONVIF protocol
- Support TF card storage, pictures are stored continuously for 1 year or longer (depends on TF card capacity)
- Mean time between failures MTBF>50,000 H
- IP65 waterproof and dust proof
- Support 24,000 face matching library and 160,000 face recognition records
- Rich interface protocol, support TCP/IP, UDP, RTP, RTSP, RTCP, HTTP, DNS, DDNS, DHCP, SMTP, UPNP, MQTT protocol, Windows/Linux
- Built-in light sensor, automatically adjust the opening and closing of the fill light
- Rich hardware interface □I/O, WG26, WG34, RJ45, USB, RS485□
- 8-inch IPS full-view HD display, no streaking and delay
- Support automatic gain control and automatic white balance
- 3D noise reduction and fog-passing technology makes the monitoring picture under low illumination more clear
- Support code stream and I frame interval setting
- Support video area partial blocking
- Support ROI coding
- Support setting maximum exposure time
- Support 2D noise reduction, 3D noise reduction
- Support recording schedule time period and upload mode setting
- Support video brightness, contrast, hue, saturation, gamma adjustment
- Support setting the maximum auto exposure time
- Support face intelligent exposure, face smart enhancement settings
- Support QR code scanning
- Temperature measurement accuracy $\pm 0.3^{\circ}\text{C}$
- Resolution 0.1°C
- Temperature measurement distance $\leq 30\text{cm}$
- Response time $\leq 300\text{ms}$

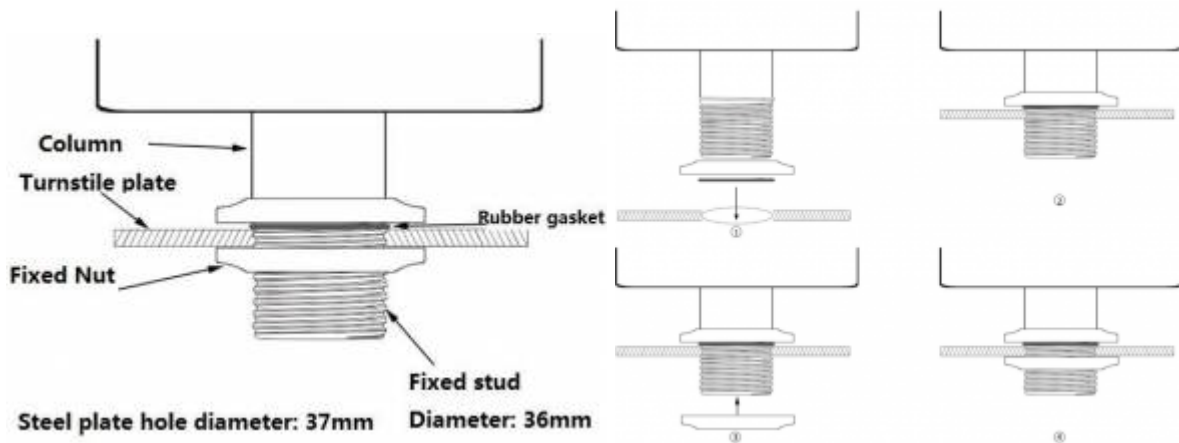
Dimensions



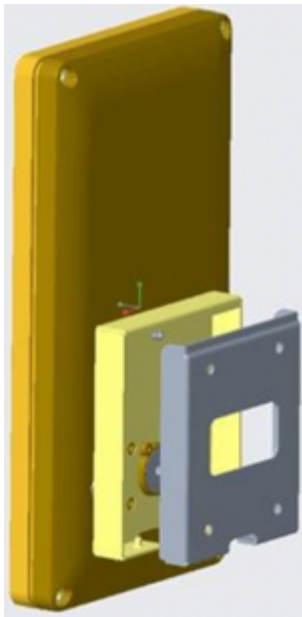
Mounting brackets



Horizontal mounting

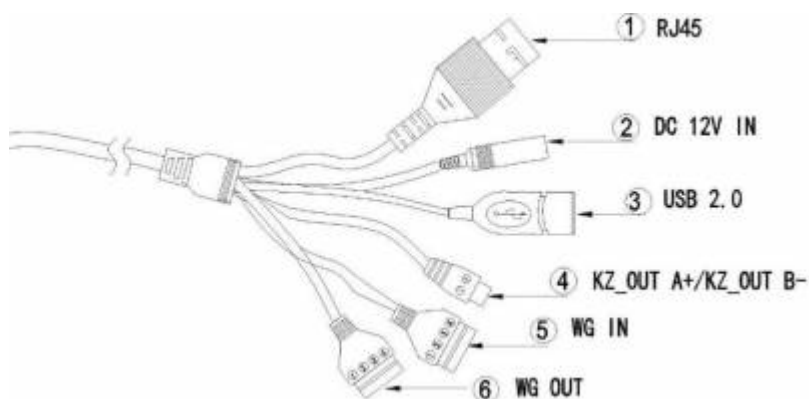


Wall mounting



1. After determining the installation height of the device, fix the wall bracket to the wall
2. Insert the corresponding area on the back of the device into the bracket on the wall
3. Align the hole of the wall bracket to hang the unit and pull it down slightly to stabilize it
4. After connecting the wire, tighten the bottom cover with screws.

Interfaces



NO.	Name	Quantity	Remark
1	Network	1	RJ45
2	Power	1	DC 12V IN
3	USB	1	USB 2.0
4	Switch output	1	Switch output interface A+/B-
5	Wiegand protocol input interface	1	① 1 vcc12V ② 2 GND ③ 3 D0 ④ 4 D1
6	Wiegand protocol output interface	1	① 1 vcc12V ② 2 GND ③ 3 D0 ④ 4 D1
7	RS485	1	① 485- ② 485+

From:

<http://wiki.hiq-universe.com/> -

Permanent link:

http://wiki.hiq-universe.com/doku.php?id=en:ms_main:tms-8-3s&rev=1589993281

Last update: 2020/05/20 16:48

