

Robotina Charger Introduction

PLUG IN & GO

Simply connect vehicle to charge and unplug to drive.

Robotina Charger makes charging as easy possible by enabling of charging using button on household or by app on cloud.

BUTTON & LED on household

- Charging starts automatically as soon as vehicle is connected with power cable.
- Press button to stop charging, press again to restart
- Press and hold button to activate priority charging
- LED light indicates charging status.
- There is no need to have active application to operate with button.

**Button and button on cloud app share same functionality. It doesn't matter which one is used.*



RFID or QR

- authentication for users
- charging starts after authentication is successfully
- RFID or QR reader could be installed on household, both is not possible.

LOCKED

- disable unauthorized use of charging station
- locked is deactivated by authorized RFID card, key fob or by cloud application

ECONOMY CHARGING

- allows charging with a current set by user
- charging only at low tariff is available (depending on table set by user)
- or charging by surplus energy only or in combination with grid power

PRIORITY CHARGING

- Utilize all available power to charge as fast as possible
- In case of *Dynamic load balancing* temporary suspends high-power loads to increase available power for charging simultaneously keeping total power below max allowed power







How to physically mount charger please see [LINK](#) (to be inserted).

How to operate with charger please see [LINK](#) (to be inserted)

LED indicator	Steady light	Flashing light
	EV not connected	Charger is in pause (press button to change)
	EV connected, not charging	Pause state (press button to unpause)

Last update:

2022/11/28 en:robotina_charger:introduction http://wiki.hiq-universe.com/doku.php?id=en:robotina_charger:introduction&rev=1669647334
14:55

LED indicator	Steady light	Flashing light
	EV connected, Charging	/
	EV connected, Charging ended	/
	/	Error
	/	Priority charging
	/	Priority charging paused
	/	Priority charging ended

From:

<http://wiki.hiq-universe.com/> -

Permanent link:

http://wiki.hiq-universe.com/doku.php?id=en:robotina_charger:introduction&rev=1669647334

Last update: **2022/11/28 14:55**

