

# Robotina Charger Introduction

## PLUG IN & GO

Simply connect vehicle to charge and unplug to drive.

*Robotina Charger* makes charging as easy possible by enabling of charging using button on household or by app on cloud.

## BUTTON & LED on household

- Charging starts automatically as soon as vehicle is connected with power cable.
- Press button to stop charging, press again to restart
- Press and hold button to activate priority charging
- LED light indicates charging status.
- There is no need to have active application to operate with button.

*\*Button and button on cloud app share same functionality. It doesn't matter which one is used.*



## RFID or QR

- authentication for users
- charging starts after authentication is successfully
- RFID or QR reader could be installed on household, both is not possible.

## LOCKED

- disable unauthorized use of charging station
- locked is deactivated by authorized RFID card, key fob or by cloud application

## ECONOMY CHARGING

- allows charging with a current set by user
- charging only at low tariff is available (depending on table set by user)
- or charging by surplus energy only or in combination with grid power

## PRIORITY CHARGING

- Utilize all available power to charge as fast as possible
- In case of *Dynamic load balancing* temporary suspends high-power loads to increase available power for charging simultaneously keeping total power below max allowed power








How to physically mount charger please see LINK (to be inserted).

How to operate with charger please see LINK (to be inserted)

LED indicator	Steady light	Flashing light
	EV not connected	Paused by EVSE(short press to unpause)
	EV connected, not charging	Paused by EVSE (short press to unpause)

Last update:

2022/11/28 en:robotina\_charger:introduction [http://wiki.hiq-universe.com/doku.php?id=en:robotina\\_charger:introduction&rev=1669647508](http://wiki.hiq-universe.com/doku.php?id=en:robotina_charger:introduction&rev=1669647508)  
14:58

LED indicator	Steady light	Flashing light
	EV connected, charging	/
	EV connected, charging ended	/
	/	Error
	/	Locked
	/	Priority charging
	/	Priority charging paused
	/	Priority charging ended

From:

<http://wiki.hiq-universe.com/> -

Permanent link:

[http://wiki.hiq-universe.com/doku.php?id=en:robotina\\_charger:introduction&rev=1669647508](http://wiki.hiq-universe.com/doku.php?id=en:robotina_charger:introduction&rev=1669647508)

Last update: **2022/11/28 14:58**

